

NIC-ID

The purpose of this document is to assist you in identifying your Network Interface Card (NIC). Throughout this document the terms network interface card, NIC, network adapter, network card and adapter card will all refer to the network interface card.

This document includes only network interface cards provided by SpartaCom Technologies, Inc. at the time of this documents creation. These adapters may be manufactured by other companies, but they are made available through SpartaCom Technologies, Inc.. SpartaCom may discontinue one or more of these adapter cards, or add other adapter cards to the product line. At that time, this document may be updated. Please check the SpartaCom Web site (www.spartacom.com) for information regarding current hardware products.

Adapter Name: Noderunner Pro II (ISA)

Manufacturer: KTI

Model Number: ET-16/P

Drivers

DOS: PNPLAN5.EXE (5.0/AI, 6.0 or higher)

Win 3.x: PNPLAN5.EXE (5.0/AI, 6.0 or higher)

Win 95: ISA Plug and Play Ethernet Adapter (in WIN95 directory on diskette)

Win 98: ISA Plug and Play Ethernet Adapter (in WIN95 directory on diskette)

Win NT: Novell NE2000 Compatible Adapter

Setup utility: SETUP.EXE in the root directory of diskette

Diagnostic: SETUP.EXE in the root directory of diskette


How to Identify

This is a Combo card with both an RJ-45 jack and BNC connector.

It is an ISA adapter.

Looking at the front of the adapter, there is a bank of 13 jumpers in the upper left corner.

Near the bottom, center of the card, you will find ET-16 written on the circuit board.



Adapter Name: Noderunner Pro II (PCI)
Part Number: 10688
Manufacturer: KTI
Model Number: ET-32/P

Drivers

DOS: ET32AI.EXE (in Artisoft\DOS on driver diskette)
Win 3.x: ET32AI.EXE (in Artisoft\DOS on driver diskette)
Win 95: KTI ET32/Px Series PCI Ethernet Adapter (in WIN9598 on driver diskette)
Win 98: KTI ET32/Px Series PCI Ethernet Adapter (in WIN9598 on driver diskette)
Win NT: KTI ET32/Px Series PCI Ethernet Adapter (in WINNT on driver diskette)
Setup utility: SETUP.EXE (in root directory of driver diskette)
Diagnostic: SETUP.EXE (in root directory of driver diskette)

How to Identify


Along the top of the card it indicates W89C940 PCI Ethernet REV. 2.0 011213

It is a PCI Combo adapter

On the silver edge bracket there is one indicator light.

Notes/Comments:

This is a 10 Mbps adapter.



Adapter Name: Noderunner Pro 100

Manufacturer: KTI

Model Number: KF-221TX/2

Drivers

DOS: DC21X45.EXE

Win 3.x: DC21X45.EXE

Win 95: KF-221TX Fast Ethernet PCI Adapter

Win 98: PCI Fast Ethernet DEC 21143 based Adapter

Win NT: DEC PCI Fast Ethernet DECchip 21143

Setup utility: SETUP.EXE

Diagnostic: SETUP.EXE


How to Identify

This card has only a RJ-45 jack on it.

It is a PCI adapter

Looking at the front of the card, in the upper left corner, 10/100 TX REU. 1.0 is written on the circuit board.

On the right hand side of the adapter is a socket, and there are 2 smaller chips on the inside of the socket.



Adapter Name: i.Share Ethernet Starter Kit Adapter (aka PCI 10Mbps Combo Adapter)

Manufacturer: NDC

Model Number: ND4300

Drivers

DOS: ND4300.EXE

Win 3.x: ND4300.EXE

Win 95: Artisoft ND4300 Ethernet Adapter

Win 98: Artisoft ND4300 Ethernet Adapter

Win NT: Artisoft ND4300 Ethernet Adapter

Setup utility: NDCDIAG.EXE

Diagnostic: NDCDIAG.EXE

How to Identify

There are two revisions of this adapter, and they are very different in appearance.

Both revisions are PCI Combo (both BNC and RJ-45 jacks)

See pictures below to identify other details.



Adapter Name: Noderunner Pro

Drivers

DOS: NPRO.EXE

Win 3.x: NPRO.EXE

Win 95: Intel EtherExpress Pro/10

Win 98: Intel 82595-based Ethernet

Win NT: Intel EtherExpress Pro Ethernet Adapter

Setup utility: NPROSET.EXE



Diagnostic: NPROSET.EXE

How to Identify

We sell a Combo version (with BNC and RJ-45 jacks) and a UTP version (with only the RJ-45 jack).

This is an ISA adapter

This adapter has a slanted edge near the bottom of the adapter.



Adapter Name: i.Share KoJack Home PNA adapter
Manufacturer: ActionTec
Model Number: HP-1000


Drivers

DOS: N/A
Win 3.x: N/A
Win 95: Artisoft HomePNA Adapter
Win 98: Artisoft HomePNA Adapter
Win NT: Artisoft HomePNA Adapter
Setup utility: None
Diagnostic: None

How to Identify

PCI adapter

Has two RJ-11 phone jacks



Adapter Name: Fast Ethernet Starter Kit adapter

Manufacturer: KTI

Model Number: KF-230TX/2

Drivers

DOS: RTSLAN5.EXE

Win 3.x: RTSLAN5.EXE

Win 95: KF-230TX Fast Ethernet PCI Adapter

Win 98: KF-230TX Fast Ethernet PCI Adapter

Win NT: KF-230TX Fast Ethernet PCI Adapter

Setup utility: SETUP.EXE

Diagnostic: SETUP.EXE

How to Identify

This is a PCI adapter.

In the upper left corner (near the silver edge bracket) it indicates 10/100TX

In the middle (near the silver edge bracket) it indicates KF230TX/2

